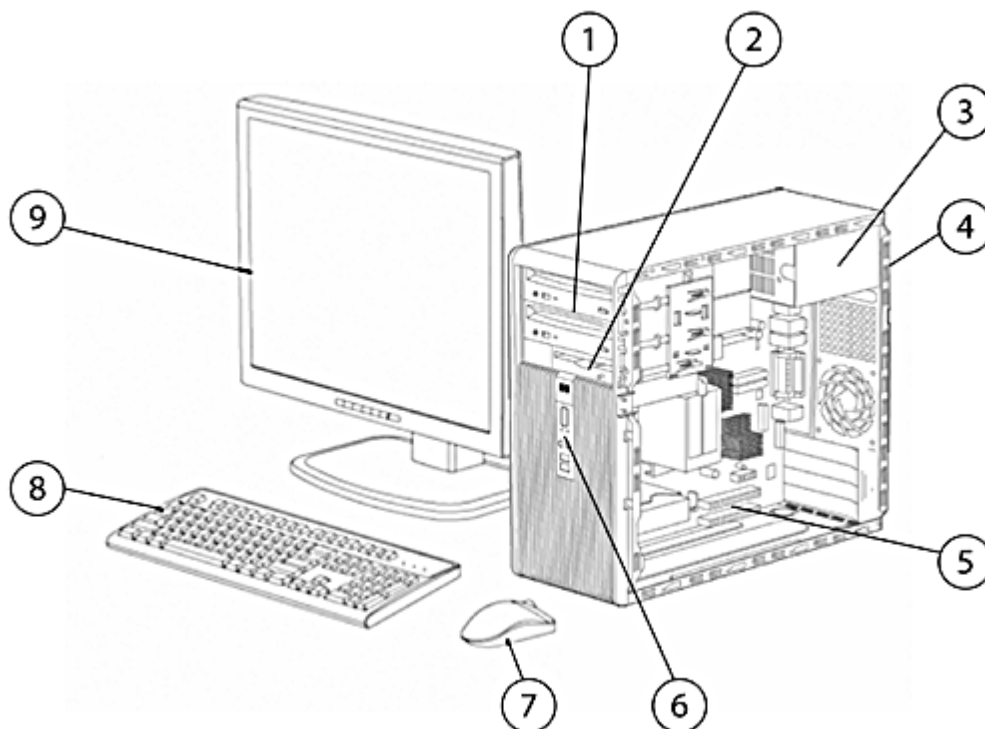


HP recommends
Windows Vista™ Business

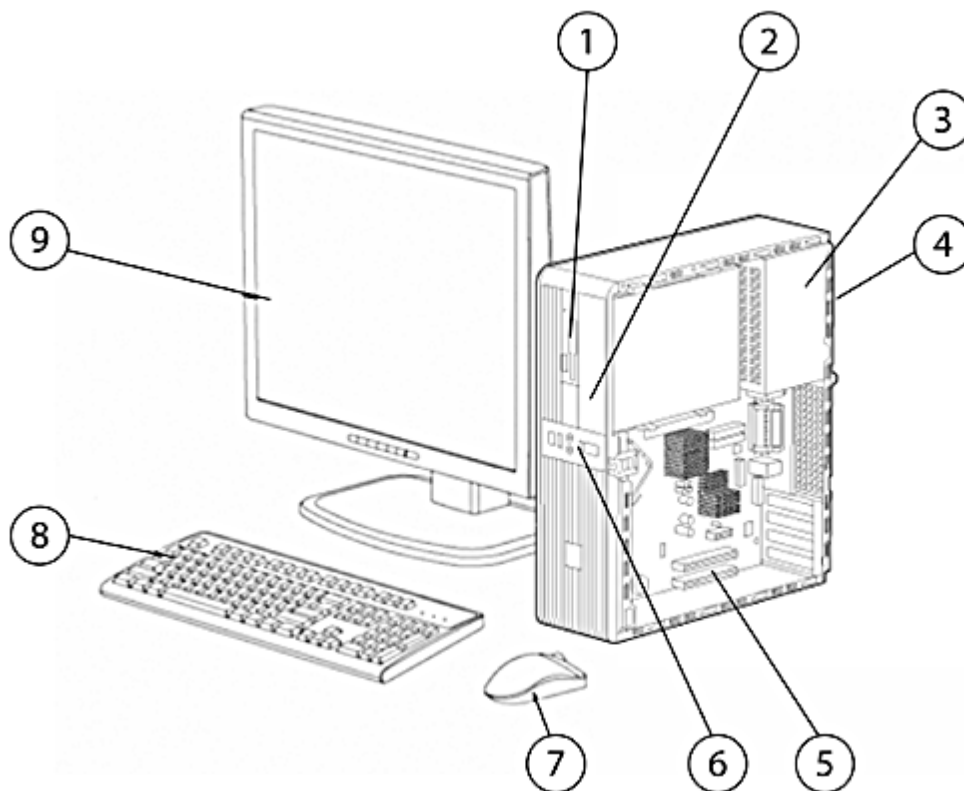
Microtower



1. (2) 5.25" external bays and (2) 3.5" internal bays
2. (1) 3.5" external bay for optional HP 16-in-1 Media Card Reader, diskette drive, or other 3.5" device
3. 300-watt power supply
4. Rear I/O: (6) USB 2.0, (1) standard serial port, (1) optional serial port, (1) parallel port, (2) PS/2, (1) RJ-45, (1) VGA, audio in/out
5. (2) full-height PCI slots, (1) full-height PCIe x1 slot, (1) SDVO/ADD2 connector
6. Front I/O: (2) USB 2.0, headphone and microphone, Dual Colour Diagnostic LEDs
7. 2-Button Scroll Mouse (PS/2) or Optical Scroll Mouse (PS/2 or USB)
8. HP Standard Keyboard (PS/2 or USB) or HP USB Smartcard Keyboard
9. Monitor (sold separately)

Overview

Small Form Factor



1. (1) 3.5" external bay for optional HP 16-in-1 Media Card Reader, diskette drive, or other 3.5" device; (1) 3.5" internal bay
2. (1) 5.25" external bay for optional optical drive, or other 5.25" device (bay tilts up for device removal and insertion)
3. 240-watt power supply
4. Rear I/O: (6) USB 2.0, (1) standard serial port, (1) optional serial port, (1) parallel port, (2) PS/2, (1) RJ-45, (1) VGA, audio in/out
5. (2) low profile PCI slots, (1) low profile PCIe x1 slot, (1) SDVO/ADD2 connector
6. Front I/O: (2) USB 2.0, headphone and microphone, Dual Colour Diagnostic LEDs
7. 2-Button Scroll Mouse (PS/2) or Optical Scroll Mouse (PS/2 or USB)
8. HP Standard Keyboard (PS/2 or USB) or HP USB Smartcard Keyboard
9. Monitor (sold separately)

Overview

At A Glance

- The HP Compaq dc5700 offers a stable solution with mainstream features and flexibility that exceed basic business requirements
- Intel® Q963 Express chipset, Intel Core™ 2 Duo processors, Intel Pentium® D dual core processors, and Intel Pentium 4 processors
- Embedded TPM1.2 compliant security module* (Vista Bit-Locker ready)
- Support for SMART III 3.0Gb/s Serial ATA hard drives
- Value-added software available pre-loaded:
 - HP ProtectTools Security Software Suite (purchased separately), including Credential Manager, Smart Card Manager, and BIOS Configuration
 - HP OpenView and Altiris manageability software agents
 - Symantec Antivirus 10.0 with 60 day Live Update Subscription
 - HP Backup and Recovery Manager
- Fully compatible software OS image across all models (Microtower, Small Form Factor)
- HP BIOS for security, manageability and software image stability
- Standard 3-years parts, 3-years labour, and 3-years on-site warranty services (terms and conditions vary by country; certain restrictions and exclusions apply)
- HP Insight Diagnostics software
- Selected configurations with global availability easily set up and ordered through HP.com Business to Business portals (<http://h10019.www1.hp.com/business-site/index.html>)
- Tailored HP Factory Express deployment and lifecycle services available (<http://h71028.www7.hp.com/enterprise/cache/97688-0-0-225-121.aspx>)


*TPM module disabled where use is restricted by law; for example, Russia.

Configurable Components - Select Models (localized by Regions)

Model Key and Example

NOTE: This diagram is an example that illustrates how to read the model number. It is not intended to give every available configuration choice specified in the body of this document and may include references to modules that are out of date and no longer available.

dc7700pC8/E6300/250h+nyr/512H/S11tQk



Configurable Components - Select Models (localized by Regions)

Standard Models

Small Form Factor

English	French		
RM069AA#ABA	RM069AA#ABC	dc5700S P4-541 80GB 512MB DVD	XP Pro
RL171AW#ABA	RL171AW#ABC	dc5700S PD-945 80GB 512MB DVD	XP Pro
RL172AW#ABA	RL172AW#ABC	dc5700S PD-945 80GB 1GB DVD	XP Pro
RL173AW#ABA	RL173AW#ABC	dc5700S Core 2 Duo E-6300 80GB 1GB DVD	XP Pro
RL174AW#ABA	RL174AW#ABC	dc5700S Core 2 Duo E-6300 80GB 1GB Combo	XP Pro

Microtower

English	French		
RM067AA#ABA	RM067AA#ABC	dc5700M P4-541 80GB 512MB DVD	XP Pro
RL166AW#ABA	RL166AW#ABC	dc5700M PD-945 80GB 512MB DVD	XP Pro
RL167AW#ABA	RL167AW#ABC	dc5700M PD-945 80GB 1GB DVD	XP Pro
RL168AW#ABA	RL168AW#ABC	dc5700M Core 2 Duo E-6300 80GB 1GB DVD	XP Pro
RL169AW#ABA	RL169AW#ABC	dc5700M Core 2 Duo E-6300 80GB 1GB Combo	XP Pro

Standard Features and Configurable Components

Operating System – One of the following	Preinstalled	Genuine Windows XP Professional SP2 Genuine Windows XP Home SP2 FreeDOS
	Supported	Genuine Windows Vista Business 32* Genuine Windows 2000

* Certain Windows Vista product features require advanced or additional hardware. See <http://www.microsoft.com/windowsvista/getready/hardwarereqs.mspx> and <http://www.microsoft.com/windowsvista/getready/capable.mspx> for details. Windows Vista Upgrade Advisor can help you determine which features of Windows Vista will run on your computer. To download the tool, visit <http://www.windowsvista.com/upgradeadvisor>.

NOTE: Drivers for Windows Vista are continually being made available for download from <http://www.hp.com>. Windows Vista support for all hardware and software features of this product is planned by April 1, 2007.

Value-added Software (not included with FreeDOS)	HP ProtectTools Security Software Suite*	Microsoft Office 2003 Personal*
	HP Client Management Solutions (visit http://www.hp.com/go/easydeploy)	Microsoft Office 2003 Professional*
	HP Backup and Recovery Manager	Microsoft Office 2003 Small Business*
	HP Insight Diagnostics	Microsoft Works*
	Computer Setup Utility	Microsoft Internet Explorer
	Symantec AntiVirus with 60 day Live Update Subscription	PDF Complete*
	Intervideo WinDVD (supplied with DVD drive)	HP Smart Desktop Management System (SDMS) Free Trial
	Microsoft Office 2003 Basic*	HP Open View Radia Management Agent Altiris Deployment Solution Agent

NOTE:* optional purchase

Value-added Services and Features	HP Stable Platform Program with Product Change Notification	Factory Express Deployment and Lifecycle Services
	Business-to-Business Portals	TPM 1.2* Vista Bit-Locker Ready
	HP Global Series Services	Tool-less Serviceability

* TPM module disabled where use is restricted by law; for example, Russia.

Service and Support	On-site Warranty and Service ^{Note 1} : This three-year (3-3-3), limited warranty and service offering delivers three years of parts, labour and on-site repair. Response time is next business-day ^{Note 2} and includes free telephone support ^{Note 3} 24 x 7. Global coverage ^{Note 2} ensures that any product purchased in one country and transferred to another non-restricted country will remain fully covered under the original warranty and service offering. Some countries/regions do not offer one year onsite and labour.	
	NOTE 1: Terms and conditions may vary by country. Certain restrictions and exclusions apply.	
	NOTE 2: On-site service may be provided pursuant to a service contract between HP and an authorized HP third-party provider, and is not available in certain countries. Global service response times are based on commercially reasonable best effort and may vary by country.	

NOTE 3: Technical telephone support applies only to HP-configured, HP and HP-qualified, third-party hardware and software. Toll-free calling and 24 x 7 support may not be available in some countries.

Standard Features and Configurable Components

	Microtower	Small Form Factor
Chassis Dimensions (H x W x D)	14.85"H x 6.95"W x 16.85"D	4.5"H x 15.5"W x 13.5"D
System weight*	23.44 lb (10.63 kg)	17.86 lb (8.10 kg)
System volume	1739 cu in	941.63 cu in
Shipping weight*	32.12 lb (14.57 kg)	26.70 lb (12.11 kg)
Shipping box dimensions (H x W x D)	12.0 x 19.76 x 23.62 in	9.72 x 19.68 x 22.67 in
* Configured with 1 hard drive, 1 optical drive, no diskette drive, and no PCI card.		
Power Supply	300W power supply – passive PFC	240W power supply – passive PFC
80Plus Power Supply	300W 80Plus* power supply – active PFC	240W 80Plus* power supply – active PFC
* This alternate 80% efficient power supply is a requirement for US Energy Star 4.0 compliance in conjunction with a select range of processors and modules.		
Ports		
USB 2.0	8 (2 front, 6 rear)	8 (2 front, 6 rear)
Serial	1 standard with 2nd optional	1 standard with 2nd optional
Parallel	1	1
PS/2	1 keyboard, 1 mouse	1 keyboard, 1 mouse
Video	analog for integrated graphics	analog for integrated graphics
DVI output*	available via ADD2 card in SDVO connector	available via ADD2 card in SDVO connector
Support for Multi-Monitor*	available via ADD2 card in SDVO connector or by using NVIDIA Quadro NVS 280 64-MB PCI dual head VGA graphics adapter	available via ADD2 card in SDVO connector or by using NVIDIA Quadro NVS 280 64-MB PCI dual head VGA graphics adapter
Audio	Integrated High Definition audio with internal speaker Front – mic and headphone Rear** – line in, line out	Integrated High Definition audio with internal speaker Front – mic and headphone Rear** – line in, line out
NIC (RJ-45)	Integrated Broadcom 5755 Gigabit Ethernet	Integrated Broadcom 5755 Gigabit Ethernet

NOTES:

* The dc5700 supports Normal (or Non-reversed) layout ADD2 (Advanced Digital Display 2) adapter cards inserted into the SDVO (Serial Digital Video Output) connector on the system board. This connector has the physical appearance of a PCIe x16 connector; however, conventional PCIe cards are not supported in this connector.

** Rear audio ports are re-taskable as Line-in, Line-out, or Microphone-in.

		MT	SFF
Chipset	Intel Q963 Express chipset	X	X

Standard Features and Configurable Components

Processor and Speed* One of the following	Intel Celeron D Processors:				
	Intel Celeron D 326 Processor (2.53-GHz, 256K L2 cache, 533-MHz FSB)	X	X		
	Intel Celeron D 347 Processor (3.06-GHz, 512K L2 cache, 533-MHz FSB)	X	X		
	Intel Celeron D 351 Processor (3.20-GHz, 256K L2 cache, 533-MHz FSB)	X	X		
	Intel Celeron D 352 Processor (3.20-GHz, 512K L2 cache, 533-MHz FSB)	X	X		
	Intel Celeron D 356 Processor (3.33-GHz, 512K L2 cache, 533-MHz FSB)	X	X		
	Intel Celeron D 360 Processor (3.46-GHz, 512K L2 cache, 533-MHz FSB)	X	X		
	Intel Pentium 4 Processors with HT Technology:				
	Intel Pentium 4 524 Processor (3.06-GHz, 1-MB L2 cache, 533-MHz FSB)	X	X		
	Intel Pentium 4 531 Processor (3.0-GHz, 1-MB L2 cache, 800-MHz FSB)	X	X		
	Intel Pentium 4 541 Processor (3.20-GHz, 1-MB L2 cache, 800-MHz FSB)	X	X		
	Intel Pentium 4 631 Processor (3.0-GHz, 2-MB L2 cache, 800-MHz FSB)	X	X		
	Intel Pentium 4 641 Processor (3.20-GHz, 2-MB L2 cache, 800-MHz FSB)	X	X		
	Intel Pentium 4 651 Processor (3.40-GHz, 2-MB L2 cache, 800-MHz FSB)	X	X		
	Intel Pentium 4 661 Processor (3.60-GHz, 2-MB L2 cache, 800-MHz FSB)	X	X		
	Intel Pentium D Dual Core Processors:				
	Intel Pentium D 820 Processor (2.8-GHz, 2x1-MB L2 cache, 800-MHz FSB)	X	X		
	Intel Pentium D 915 Processor (2.8-GHz, 2x2-MB L2 cache, 800-MHz FSB)	X	X		
	Intel Pentium D 925 Processor (3.0-GHz, 2x2-MB L2 cache, 800-MHz FSB)	X	X		
	Intel Pentium D 935 Processor (3.2-GHz, 2x2MB L2 cache, 800-MHz FSB)	X	X		
	Intel Pentium D 945 Processor (3.4-GHz, 2x2-MB L2 cache, 800-MHz FSB)	X	X		
	Intel Core 2 Duo Processors:				
	Intel Core 2 Duo E4300 Processor (1.80-GHz, 2 MB L2 cache, 800-MHz FSB)	X	X		
	Intel Core 2 Duo E6300 Processor (1.86-GHz, 2 MB L2 cache, 1066-MHz FSB)	X	X		
	Intel Core 2 Duo E6400 Processor (2.13-GHz, 2 MB L2 cache, 1066-MHz FSB)	X	X		
	Intel Core 2 Duo E6600 Processor (2.40-GHz, 4 MB L2 cache, 1066-MHz FSB)	X	X		
	Intel Core 2 Duo E6700 Processor (2.66-GHz, 4 MB L2 cache, 1066-MHz FSB)	X	X		

* Intel processor numbers are not a measure of performance. Processor numbers differentiate features within each processor family, not across different processor families.

Memory

DDR2 SYNCH DRAM NON-ECC MEMORY

Memory upgrades are accomplished by adding single or multiple DIMMs of the same or varied sizes. This chart does not represent all possible memory configurations. The Intel Q963 Express chipsets support non-ECC DDR2 PC2-5300 (667-MHz)

HP recommends dual-channel symmetric configurations for maximum performance.

For best performance, add the same amount of total memory to each channel and do not mix speeds. For dual-channel symmetric performance, the total amount of memory in each channel must be equal. If speeds are mixed, speed will default to the slowest DIMM.

Standard Features and Configurable Components

Microtower and Small Form Factor

Maximum Memory

Supports up to 4-GB of DDR2 SYNCH DRAM. Slot 1 is black and must always be populated. Not all memory configurations possible are represented below.

NOTE: Above 3-GB, all memory may not be available due to system resource requirements.

DIMM Size	Slot			
	Channel A		Channel B	
	1 (black)	2 (white)	3 (black)	4 (white)
256-MB	256-MB			
512-MB	512-MB			
512-MB (dual-channel symmetric)	256-MB		256-MB	
1-GB	1-GB			
1-GB (dual-channel symmetric)	512-MB		512-MB	
1-GB (dual-channel symmetric)	256-MB	256-MB	256-MB	256-MB
2-GB (dual-channel symmetric)	1-GB		1-GB	
2-GB (dual-channel symmetric)	512-MB	512-MB	512-MB	512-MB
4-GB maximum (dual-channel symmetric)	1-GB	1-GB	1-GB	1-GB

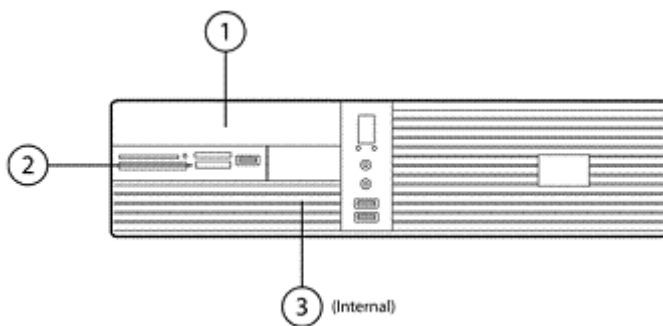
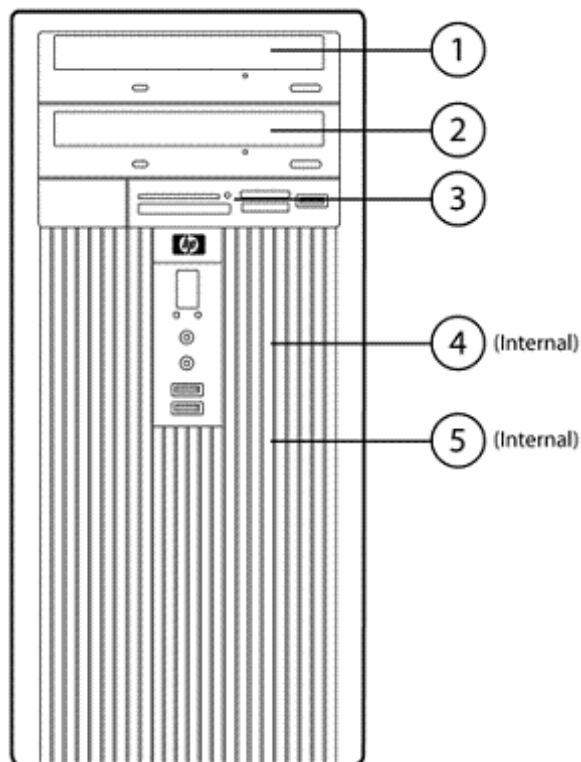
Memory Configurations		MT	SFF
One of the following	256-MB DDR2 Synch Dram PC2-5300 (667-MHz) Non ECC (1 x 256)	X	X
	512-MB DDR2 Synch Dram PC2-5300 (667-MHz) Non ECC (1 x 512)	X	X
	512-MB DDR2 Synch Dram PC2-5300 (667-MHz) Non ECC (2 x 256)	X	X
	1-GB DDR2 Synch Dram PC2-5300 (667-MHz) Non ECC (2 x 512)	X	X
	1-GB DDR2 Synch Dram PC2-5300 (667-MHz) Non ECC (1 x 1GB)	X	X
	2-GB DDR2 Synch Dram PC2-5300 (667-MHz) Non ECC (4 x 512)	X	X
	2-GB DDR2 Synch Dram PC2-5300 (667-MHz) Non ECC (2 x 1GB)	X	X
	4-GB DDR2 Synch Dram PC2-5300 (667-MHz) Non ECC (4 x 1GB)	X	X

Standard Features and Configurable Components

Expandability	Microtower	Small Form Factor
PCI slots	2 Full Length 5V 32 bit PCI slots	2 LP 5V 32 bit PCI slots
Max power per slot	25W	25W
PCIe x1 slot	1	1
Max power per slot	10W	10W
SDVO/ADD2 slot	1	1
External Bays		
3.5"	1	1
5.25"	2	1
IDE		
Internal 3.5" HDD Bays	2	1
Hard Drive Controller (SATA) Supported	SATA	SATA
Hard Drive Interfaces Supported	SATA 3.0Gb/s	SATA 3.0Gb/s

Microtower

Small Form Factor



Standard Features and Configurable Components

Storage – Drive Support						
	Microtower			Small Form Factor		
	Media Card Reader or Diskette Drive (optional)	5.25" Serial ATA Devices	3.5" Serial ATA Devices	Media Card Reader or Diskette Drive (optional)	5.25" Serial ATA Devices	3.5" Serial ATA Devices
Quantity Supported	1	2	2	1	1	2
Position Supported	③	①, ②	③, ④, ⑤	②	①	②, ③
Controller	USB/Diskette	SATA	SATA	USB/Diskette	SATA	SATA

		MT	SFF
Hard Drive One or two of the following	80-GB SATA 3.0-Gb/s Hard Drive (7200 rpm)	X	X
	160-GB SATA 3.0-Gb/s Hard Drive (7200 rpm)	X	X
	250-GB SATA 3.0-Gb/s Hard Drive (7200 rpm)	X	X
	Removable 3.5" 80GB SATA 3.0 Gb/s (7200 rpm)	X	X
	Removable 3.5" 160GB SATA 3.0 Gb/s (7200 rpm)	X	X
	Removable 3.5" 250GB SATA 3.0 Gb/s (7200 rpm)	X	X
	2nd hard drive, 80-GB SATA 3.0-Gb/s Hard Drive (7200 rpm)	X	X
	2nd hard drive, 160-GB SATA 3.0-Gb/s Hard Drive (7200 rpm)	X	X
	2nd hard drive, 250-GB SATA 3.0-Gb/s Hard Drive (7200 rpm)	X	X

Removable Storage – One or more of the following depending on form factor (see Storage – Drive Support section above)	Diskette Drives		
	1.44-MB Diskette Drive	X	X
	Media Reader		
	HP 16-in-1 Media Reader (USB connection on the system board)	X	X
	Optical Drives		
	SATA DVD-ROM Drive	X	X
	SATA CD-RW/DVD-ROM Combo Drive	X	X
	SATA DVD+/-RW (DL/DF) LightScribe Drive	X	X

Security	1.2 TPM Embedded Security Chip* integrated with Broadcom NIC	X	X
	HP ProtectTools Security Software Suite with BIOS Configuration (Serial, Parallel, USB Enable/Disable), Credential Manager, Smart Card Manager	X	X
	HP Desktop Security lock kit (lock and cable)	X	X
	Security cable with Kensington lock	X	X
	* TPM module disabled where use is restricted by law; for example, Russia.		

NIC	Broadcom 5755 Gigabit Ethernet integrated on system board	X	X
	Intel PRO/1000 PT PCIe Gigabit NIC Card	X	X

Standard Features and Configurable Components

Wireless	Wireless A+G PCI Card (full height bracket)	X	
	Wireless A+G PCI Card (low profile bracket)		X
Modem	2006 Agere PCI 56K International SoftModem (full height)	X	
	2006 Agere PCI 56K International SoftModem (low profile)		X
Graphics	Integrated Intel Graphics Media Accelerator 3000	X	X
	DVI ADD2 SDVO single head Graphics Adapter (SDVO connector) *	X	X
	NVIDIA Quadro NVS 280 64-MB PCI dual head VGA**	X	X
	NVIDIA Quadro NVS 55 64MB PCI low profile DVI w/TV-Out	X	X
NOTES:			
* The dc5700 supports Normal (or Non-reversed) layout ADD2 (Advanced Digital Display 2) adapter cards inserted into the SDVO (Serial Digital Video Output) connector on the system board. This connector has the physical appearance of a PCIe x16 connector; however, conventional PCIe cards are not supported in this connector.			
** Two NVIDIA Quadro NVS 280 PCI graphics cards can be installed to provide support for four monitors.			
Audio	Integrated High Definition audio with Realtek 2 channel ALC260 codec (all ports are stereo)	X	X
	Microphone and Headphone front ports	X	X
	Line-out and Line-In rear ports*	X	X
	Aux Input connection on system board	X	X
	Internal Speaker	X	X
*NOTE: Rear audio ports are re-taskable as Line-in, Line-out, or Microphone-in. External speakers must be powered externally.			
Input Devices	Keyboard – One of the following		
	HP PS/2 Standard Keyboard	X	X
	HP USB Standard Keyboard	X	X
	HP USB Smartcard Keyboard	X	X
	Mouse – One of the following		
	PS/2 2-Button Scroll Mouse	X	X
	PS/2 2-Button Optical Scroll Mouse	X	X
USB 2-Button Optical Scroll Mouse	X	X	
Miscellaneous	HP FireWire / IEEE 1394 PCI Card (full height)	X	
	HP FireWire / IEEE 1394 PCI Card (low profile)		X
	2nd serial port adapter	X	
	2nd serial port adapter (low profile)		X
	Tower stand		X

After-Market Options (availability may vary by region)

		MT	SFF	Part Number
Communications	Wireless LAN			
	HP Wireless A+G PCI Card (North America only)	X	X	EA118AA
	bt450 Bluetooth Wireless Printer and PC Adapter (IPG)	X	X	Q6398A#ABA
	NICs			
	Broadcom NetXtreme Gigabit Ethernet PCIe NIC Card	X	X	EA833AA
	Intel PRO/1000 PT PCIe Gigabit NIC Card	X	X	EH352AA
	Modem			
Agere 2006 PCI 56K International Modem	X	X	EK694AA	
	Connectivity			
	Bundle Connectivity Starter Kit – Surge Protector/LAN cable/Printer cable	X	X	RT174AA
Graphics	Single head solutions			
	DVI ADD2 Graphics Card (SDVO connector)*	X	X	DY674A
	NVIDIA Quadro NVS 55 64MB PCI DVI w/TV Out	X	X	EK561AA
	Multi head solutions			
	NVIDIA Quadro NVS 280 PCI Graphics Card	X	X	DY599A
	HP DMS59 DVI Dual-head Connector Cable	X	X	DL139A
	*NOTE: The dc5700 supports Normal (or Non-reversed) layout ADD2 (Advanced Digital Display 2) adapter cards inserted into the SDVO (Serial Digital Video Output) connector on the system board. This connector has the physical appearance of a PCIe x16 connector; however, conventional PCIe cards are not supported in this connector.			
Hard Drives	HP 80-GB SATA 3.0-Gb/s Hard Drive	X	X	PY276AA
	HP 160-GB SATA 3.0-Gb/s Hard Drive	X	X	PY277AA
	HP 250-GB SATA 3.0-Gb/s Hard Drive	X	X	PY278AA
Input/Output Devices	HP PS/2 Standard Keyboard	X	X	DT527A#ABA
	HP USB Standard Keyboard	X	X	DT5287A#ABA
	HP USB Smartcard Keyboard	X	X	ED707AA#ABA
	HP PS/2 2-Button Scroll Mouse	X	X	DD440B
	HP PS/2 2-Button Optical Scroll Mouse	X	X	EY703AA
	HP USB 2-Button Optical Scroll Mouse	X	X	DC172B
Memory (DIMMs)	PC2-5300 (DDR2, 667 MHz) DIMMs Non-ECC			
	HP 1 GB PC2-5300 (DDR2-667) DIMM	X	X	PX976AA
	HP 512 MB PC2-5300 (DDR2-667) DIMM	X	X	PX975AA
	HP 256 MB PC2-5300 (DDR2-667) DIMM	X	X	PX974AA

After-Market Options (availability may vary by region)

Monitors	CRTs				
		HP s7540 17" (16.0" vis) CRT Monitor			PF997AA#ABA
	TFTs				
		HP L1506 15" TFT Flat Panel Monitor – Analog only			PX848AA#ABA
		HP L1706 17" TFT Flat Panel Monitor – Analog only			PX849AA#ABA
		HP L1740 17" TFT Flat Panel Display – Analog/Digital			PL766AA#ABA
		HP L1906 19" TFT Flat Panel Display – Analog only			PX850AA#ABA
		HP L1940T 19" TFT Flat Panel Display – Analog/Digital			EM869AA#ABA
		HP LP1965 19" TFT Flat Panel Display – Analog/Digital			RA373AA#ABA
		HP LP2065 20" TFT Flat Panel Display – Analog/Digital			EF227A4#ABA
		Widescreen TFTs			
		HP w19 19" TFT Widescreen Flat Panel Display – Analog/Digital			EM885AA#ABA
		HP L2045w 20" Widescreen Flat Panel Display – Analog/Digital			RD125AA#ABA
		HP LP2465 24" TFT Widescreen Flat Panel Display – Analog/Digital			EF224A4#ABA
		HP LP3065 30" TFT Widescreen Flat Panel Display – Analog/Digital			EZ320A4#ABA
	GSA Monitors			3PO Offering	
	Touchscreen TFT				
	HP L5006tm 15" Touch Screen Flat Panel Display			RB146AA#ABA	
	Options				
	HP Flat Panel Speaker Bar			EE418AA	
<hr/>					
Multimedia	HP USB Powered Speakers	X	X	RD628AA	
	Flat Panel Speaker Bar	X	X	EE418AA	
<hr/>					
Optical Drives	DVD-ROM Drive				
	HP SATA DVD-ROM Drive	X	X	AH047AA	
	Combo Drive				
	HP SATA CD-RW/DVD-ROM Combo Drive	X	X	AH046AA	
	DVD+/-RW Drive				
	HP SATA DVD+/-RW (DL/DF) LightScribe Drive	X	X	AH048AA	
<hr/>					
Removable Storage	Drive Key Options				
	HP 512MB USB 2.0 Drive Key	X	X	ED516AA	
	Diskette and Digital Drives				
	HP 1.44-MB Internal Diskette Drive	X	X	AH053AA	
	Multimedia				
	HP 16-in-1 Media Card Reader	X	X	EM718AA	
	Removable Hard Drive				
HP Removable SATA Hard Drive Enclosure (Frame & Carrier)	X	X	RY102AA		
HP Removable SATA Hard Drive Enclosure (Carrier Only)	X	X	RY103AA		

After-Market Options (availability may vary by region)

Security	Kensington lock	X	X	PC766A
	HP Business PC Security Lock	X	X	TBD
	HP USB Smartcard Keyboard	X	X	ED707AA#ABA
<hr/>				
Manageability	HP OpenView Client Configuration Manager	X	X	T3488AA (use T3489AA for 1000 licenses)
	HP Client Foundation Suite Includes: HP Client Manager HP Systems Insight Manager Connector Altiris Local Recovery Pro Altiris Inventory Solution Altiris Deployment Solution	X	X	EF117AA (use EF118AA for 1000+ licenses)
	HP Client Premium Suite Includes: HP Client Manager HP Systems Insight Manager Connector HP OpenView Connector Altiris Connector Solution Altiris Local Recovery Pro Altiris Audit Express Altiris Client Management Suite Level 1	X	X	EF119AA (use EF120AA for 1000+ licenses)
<hr/>				
Miscellaneous Accessories	HP 2nd Serial Port adapter	X	X	PA716A
	Belken USB to Serial Adapter	X	X	EM449AA
	HP FireWire / IEEE 1394 PCI Card	X	X	PA997A
	Tower Stand-Carbonite		X	RG048AA
	5.25" Blank Bezel Kit (Carbonite 50/Bulk Pack)	X	X	DC177B
	DVI to DVI Cable	X	X	DC198A
	USB Cable connecting to USB hub, PC, or printer	X	X	AH121AA
	Local Area Network (LAN) cable	X	X	AH122AA
	Firewire (1394) Cable	X	X	AH123AA
	7-outlet Surge Protector	X	X	AG290AA#ABA
550VA Uninterruptible Power Supply	X	X	AH124AA#ABA	

Technical Specifications

Unit Environment and Operating Conditions	Microtower	Small Form Factor
General Unit Operating Guidelines <ul style="list-style-type: none"> Keep the computer away from excessive moisture, direct moisture and the extremes of heat and cold, to ensure that unit is operated within the specified operating range. Leave a 10.2 cm (4 in) clearance on all vented sides of the computer to permit the required airflow. Never restrict airflow into the computer by blocking any vents or air intakes. Do not stack computers on top of each other or place computers so near each other that they are subject to each other's recirculated or preheated air. Occasionally clean the air vents on the front, back, and any other vented side of the computer. Lint, dust and other foreign matter can block the vents and limit the airflow. If the computer is to be operated within a separate enclosure, intake and exhaust ventilation must be provided on the enclosure, and the same operating guidelines listed above will still apply. 		
Temperature Range	Operating: 50° to 95° F (10° to 35° C)* Non-operating: -22° to 140° F (-30° to 60° C)	
Relative Humidity	Operating: 10% to 90% (non-condensing at ambient) Non-operating: 5% to 95% (non-condensing at ambient)	
Maximum Altitude (unpressurized)	Operating: 10,000 ft (3048 m) Non-operating: 30,000 ft (9144 m)	
*NOTE: Operating temperature is de-rated 1.0 deg C per 300 m (1000 ft) to 3000 m (10,000 ft) above sea level, no direct sustained sunlight. Maximum rate of change is 10 deg C/Hr. The upper limit may be limited by the type and number of options installed.		

	Microtower		Small Form Factor	
Power Supply	300-watt BTX power supply – Passive PFC 115v/230v line switch	300-watt 80Plus* BTX power supply – Active PFC	240-watt BTX power supply – Passive PFC 115v/230v line switch	240-watt 80Plus* BTX power supply – Active PFC
Operating Voltage Range	90 to 132VAC, or 180 to 264VAC	90 to 264VAC	90 to 132VAC, or 180 to 264VAC	90 to 264VAC
Rated Voltage Range	100 to 127VAC, or 200 to 240VAC	100 to 240VAC	100 to 127VAC, or 200 to 240VAC	100 to 240VAC
Rated Line Frequency	50/60 Hz	50/60 Hz	50/60 Hz	50/60 Hz
Operating Line Frequency Range	47–63 Hz	47–63 Hz	47–63 Hz	47–63 Hz
Rated Input Current	8A/4A	5A/2.5A	6A/3A	3.5A/1.75
Heat Dissipation	Typical 315 btu/hr (79 kg-cal/hr) Maximum 1575 btu/hr (397 kg-cal/hr)	Typical 270 btu/hr (68 kg-cal/hr) Maximum 1280 btu/hr (322 kg-cal/hr)	Typical 315 btu/hr (79 kg-cal/hr) Maximum 1260 btu/hr (317 kg-cal/hr)	Typical 270 btu/hr (68 kg-cal/hr) Maximum 1025 btu/hr (258 kg-cal/hr)
Power Supply Fan	Variable speed fan	Variable speed fan	Variable speed fan	Variable speed fan
Energy Star 3.0 Compliant	X	X	X	X
Energy Star 4.0 Compliant		X		X
FEMP Standby Power Compliant (<2W in S5 – Power Off)**	X	X	X	X
Power Consumption in ES Mode – Suspend to RAM (S3) (Instantly Available PC)	<4W	<3W	<4W	<3W

Technical Specifications

Environmental and Mechanical
Engineering Support Centre
(EMESC) – Intranet Web Site only

<http://env-webserver.ccm.cpqcorp.net/EMESC/default.htm>

NOTES:

* This 80% efficient power supply is a requirement for US Energy Star 4.0 compliance in conjunction with a select range of processors and modules.

** Power consumption in the Off/Apparent Off mode is measured and reported with the network interface controller "Wake on LAN" feature disabled in F10 Setup (default is "enabled").

ROM BIOS Information

Key features of the HP BIOS in the dc5700 include:

- Deployment and manageability – HP BIOS provides several technologies that help integrate the HP Business desktop computer into the enterprise, such as PXE, remote configuration, remote control, and F10 Setup support for 12 languages.
- Stability – HP BIOS supports the HP stable product roadmap by releasing only critical BIOS changes to the factory and advanced change notification.
- Security – HP BIOS offers a robust and flexible set of security features to help the system administrator secure their systems from removal of sensitive data, and help prevent access by unauthorized users, subversion of OS security policies, removal of hardware, flash of rogue BIOS images, and attacks on BIOS settings.
- Thermal and power management – The HP BIOS provides and enables thermal and power management technologies to assist in operating the HP Business Desktop computer in any enterprise environment.
- Serviceability – HP BIOS provides diagnostic and detailed service information.
- Upgrades and recovery – HP BIOS provides numerous ways to upgrade HP Business Desktop computers, including BIOS updates from within DOS (Flashlite), BIOS updates from within Windows (HPQFlash, SSM), HP Client Manager, and fail-safe recovery. In addition, the HP Business Desktop BIOS Utilities tool enables replicated BIOS setup throughout the Enterprise; it is available from within the BIOS software and from the support website.

Additional HP BIOS Features

- Administrator password – Also known as the setup password, this helps prevent unauthorized changes to the system configuration. If the administrator password is not known, the BIOS version cannot be changed and changes cannot be made to BIOS settings using F10 setup or under the OS.
- Advanced Configuration and Power Interface (ACPI) – Represents a significant innovation in power and configuration management, allowing operating systems and applications to manage power based on activity and usage. Provides power conservation features under Windows XP.
- Ability to mute the internal speaker

Other Features	Description
ACPI-Ready Hardware	Advanced Configuration and Power Management Interface (ACPI). <ul style="list-style-type: none"> • Allows the system to wake from a low power mode. • Controls system power consumption, making it possible to place individual cards and peripherals in a low-power or powered-off state without affecting other elements of the system.
SMBIOS Ver. 2.4	System Management BIOS, previously known as DMI BIOS, for system management information
Wired for Management Support	Intel-driven, industry-wide initiative to make Intel architecture-based PCs, servers and mobile computers more inherently manageable right out of the box and over the network
Dual-State Power Button	Power button acts as both an on/off button and suspend-to-sleep button

Technical Specifications

Serviceability Features of System		
Dual Colour Power LED on Front of Computer (Indicates Normal Operations and Fault Conditions)		
Diagnostic LED Explanation Table	Number of 1-second red LED blinks followed by 2-second pause, then repeats: 2-processor thermal protection activated 3-processor not installed 4-power supply failure 5-memory error 6-video error 7-PCA failure (ROM detected failure prior to video) 8-invalid ROM, bootblock recover mode	
<ul style="list-style-type: none"> System/Emergency ROM 	<ul style="list-style-type: none"> Flash ROM 	<ul style="list-style-type: none"> CMOS Battery Holder for easy Replacement
<ul style="list-style-type: none"> Flash Recovery with Video 	<ul style="list-style-type: none"> 5 Aux Power LED on System PCA 	<ul style="list-style-type: none"> Processor ZIF Socket for easy Upgrade
<ul style="list-style-type: none"> Over-Temp Warning on Screen (Requires IM Agents) 	<ul style="list-style-type: none"> Clear Password Jumper 	<ul style="list-style-type: none"> DIMM Connectors for easy Upgrade
<ul style="list-style-type: none"> Restore CD 	<ul style="list-style-type: none"> Clear CMOS Button 	<ul style="list-style-type: none"> NIC LEDs (integrated) (Green & Amber)

Serviceability Features of Chassis		
<ul style="list-style-type: none"> Dual Colour Power and HD LED – To Indicate Normal Operations and Fault Conditions 	<ul style="list-style-type: none"> Colour coordinated cables and connectors 	<ul style="list-style-type: none"> Tool-less Hood Removal
<ul style="list-style-type: none"> Front power switch 	<ul style="list-style-type: none"> System memory can be upgraded upgraded on Microtower without removing any internal components 	<ul style="list-style-type: none"> Tool-less Hard Drive, CD & Diskette Removal
Feature	Description	
ASF 2.0 support (Alert Standard Format)	Industry-standard specification for network alerting and remote control in operating system-absent environments	
Towerable	Product can be oriented as a tower (in addition to desktop orientation)	
Drive Self Tests (DPS)	<ul style="list-style-type: none"> Drive Protection System A diagnostic hard drive self test. It scans critical physical components and every sector of the hard drive for physical faults and then reports any faults to the user. Running independently of the operating system, it can be accessed through a Windows-based diagnostics utility or through the computer's setup procedure. It produces an evaluation on whether the hard drive is the source of the problem and needs to be replaced. The system expands on the Self-Monitoring, Analysis, and Reporting Technology (SMART), a continuously running systems diagnostic that alerts the user to certain types of failures. 	
DPS Access through F10 Setup during Boot		
SMART Technology* (Self-Monitoring, Analysis and Reporting Technology)	Allows hard drives to monitor their own health and to raise flags if imminent failures were predicted	
SMART I – Drive Failure Prediction	<ul style="list-style-type: none"> Predicts failures before they occur. Tracks fault prediction and failure indication parameters such as re-allocated sector count, spin retry count, calibration retry count By avoiding actual hard drive failures, SMART hard drives act as "insurance" against unplanned user downtime and potential data loss from hard drive failure 	
SMART II – Off-Line Data Collection		
SMART III – Off-Line Read Scanning with Defect Reallocation		

Technical Specifications - Audio

High Definition Audio	Type	Integrated
	High Definition Stereo Codec	Yes – Realtek ALC260
Audio Jacks	Microphone-In (64-K ohm Input Impedance)	
	Line-In (64-K ohm Input Impedance)	
	Line-Out * (200 ohms Output Impedance, expects at least a 10-K ohm load)	
	Headphone-Out (1 Ohm Output Impedance, expects at least a 32 ohm load)	
NOTE: *Internal Speaker Amplifier is for Internal Speaker only. External Speakers need to be powered externally.		
Sampling		8 kHz – 192 kHz
Wavetable Syntheses (software)		Yes – Uses OS soft wavetable
Analog Audio		Yes
Number of Channels on Line-Out (mono/stereo)		Stereo (Left & Right channels)
Internal Audio Speaker Power Rating		1.5 W
Internal Speaker		Yes; ability to mute internal speaker through F10 Setup
External Speaker Jack (Line-Out)		Yes

Technical Specifications - Communications

Integrated Broadcom 5755 Gigabit Ethernet	Connector	RJ-45	
	Controller	Broadcom 5755 PCI-Express LAN Controller	
	Memory	Integrated 96Kb frame buffer memory	
	Data rates supported	10/100/1000 Mbps	
	Compliance	IEEE 802.1P, 802.1Q, 802.2, 802.3, 802.3AB and 802.3u compliant, 802.3x flow control	
	Bus architecture	PCI-E	
	Data path width	Single channel, PCI-E	
	Data transfer mode	Bus-master DMA	
	Hardware certifications	FCC, B, CE, TUV- cTUVus Mark Canada and United States, TUV- GS Mark for European Union	
	Power requirement	1.33 watts @ +3.3V AUX supply with 5V tolerance	
	Boot ROM support	Yes	
	Network transfer mode	Full-duplex	
		Half-duplex (not available for the 1000BASE-T transceiver)	
	Network transfer rate	10BASE-T (half-duplex) 10 Mbps	
		10BASE-T (full-duplex) 20 Mbps	
		100BASE-TX (half-duplex) 100 Mbps	
		100BASE-TX (full-duplex) 200 Mbps	
		1000BASE-T (full-duplex) 2000 Mbps	
	Environmental	Operating temperature	32° to 131°F (0° to 55° C)
		Operating humidity	85% at 131° F (55° C)
Operating system driver support	Microsoft Windows 2000 (Service Pack 4 or greater), Windows XP Home, Windows XP Professional		
Management capabilities	ASF 2.0, ACPI, WOL and DMI 2.0, PXE 2.0, WfM 2.0, Broadcom mgmt utility		
Alerting	ASF 2.0		

Intel PRO/1000 PT PCIe Gigabit NIC	Connector	RJ-45	
	Controller	Intel 82572EI Gigabit Ethernet Controller	
	Memory	Integrated Dual 48K configurable transmit receive FIFO Buffers	
	Data rates supported	10/100/1000 Mbps	
	Compliance	IEEE 802.1P, 802.1Q, 802.2, 802.3, 802.3AB and 802.3u compliant, 802.3x flow control	
	Bus architecture	PCI-E 1.0a	
	Data transfer mode	Bus-master DMA	
	Hardware certifications	FCC, B, CE, TUV- cTUVus Mark Canada and United States, TUV- GS Mark for European Union	
	Power requirement	Aux 3.3V, 3.0 Watts in 1000base-T and 2.0 Watts in 100Base-T	
	Boot ROM support	Yes	

Technical Specifications - Communications

Network transfer rate	10BASE-T (half-duplex) 10 Mbps 10BASE-T (full-duplex) 20 Mbps 100BASE-TX (half-duplex) 100 Mbps 100BASE-TX (full-duplex) 200 Mbps 1000BASE-T (full-duplex) 2000 Mbps (actual rate limited by PCI Bus)
Environmental	Operating temperature 32° to 131°F (0° to 55° C) Operating humidity 85% at 131° F (55° C)
Dimensions	6.4 x 2.6 x 0.8 in (16.3 x 6.6 x 1.9 cm)
Operating system driver support	Microsoft Windows 2000 (Service Pack 4 or greater), Windows XP Home, Windows XP Professional
Management capabilities	ASF, WOL, PXE, DMI, WFM 2.0.

HP Wireless A+G PCI	Dimensions	4.99 x 2.54 x 0.71 in (126.8 x 64.4 x 18.0 mm)
	Weight	0.268 lb (65 g)
	Controller system interface	Atheros AR5414X chipset PCI Spec 2.2
	Network standard	IEEE 802.11a/b/g
	Frequency band	5.1500 to 5.8500 GHz
		2.4000 to 2.4835 GHz
		2.4465 to 2.4835 GHz (Europe, Middle East, Asia and Asia Pacific - excluding Japan)
		2.4000 to 2.4697 GHz (Japan)
	Operating temperature	32° to 140° F (0° to 60° C), operating
	Storage temperature	-4° to 176° F (-20° to 80° C), non-operating
	Humidity	10% to 85% non-condensing
	Operating voltage	5V ± 5%
	Power consumption	Tx/Rx peak 560/250mA @ 3.3V (max.)
	Output power (approximately)	15 dBm ±2dB
	Receive sensitivity	-90dBm at 11 Mbps (typical)
	Data transfer rate	Standard rates of 1, 2, 5.5, 11, 6, 9, 12, 18, 24, 48, 54 and Super AG Mode108-Mbps
	Spreading	DSSS (Direct Sequence Spread Spectrum)
	Security	64(40h) bit, 128(104h) bit, WPA, IEEE802.1X, AES-OCB, AES-CCM, Microsoft PEAP,TKIP, WEP.
	Antenna	External 5dBi antenna
	Throughput	108 Mbps (only with Belkin 54G or above router that supports 108 Mbps speed)
54 Mbps		200 ft (60.96 m) – Indoor
11 Mbps		200 ft (60.96 m) – Indoor
Certifications	Wi-Fi certified	

Technical Specifications - Communications

Certifications for use by country	North America: United States, Canada Europe: Austria, Belgium, Cyprus, Denmark, Finland, France, Germany, Greece, Iceland, Ireland, Italy, Liechtenstein, Luxembourg, Netherlands, Norway, Portugal, Spain, Sweden, Switzerland, United Kingdom Australia New Zealand
OS support	Microsoft Windows 2000 (Service Pack 4 or greater), Windows XP Home, Windows XP Professional

2006 Agere PCI 56K International SoftModem

Data Transmission	Technology speeds: 56,000 Kbps maximum downstream data, controllerless
NOTE:	56 Kbps technology refers to download speeds only and requires compatible modems at server sites. Other conditions may limit modem speed. FCC limitations allow a maximum of 53 Kbps during download transmissions.
Data Speeds	(Upload only) 33,600/31,200/28,800/26,400/21,600/19,200/16,800/14,400/12,000/9,600/7,200/4,800/2,400/1,200/300
Data Standards	ITU-T V.90, ITU-T, ITU-T V.34, V.44, V.42, V.42bis21, V.32bis, Bell 212A, and Bell 103
Fax Speeds	14,400/12,000/9,600/7,200/4,800/2,400/1,200/300 b/s
Fax Mode Capabilities	ITU-T T.31 class 1 FAX, V. 17, V.29, V.27ter, and V.21 Channel 2
Error Correction and Data Compression	V.44, 42bis, V.42 and MNP2-5
Power Management	ACPI; PPMI 1.1 and wake support with PME and Vaux; meets PCI 2.3 requirements and PC 2001 requirements
Upgradeability	Driver upgradeable for future enhancements
Video	ITU-T V.80 video ready interface
Other	TIA/EIA 602 standard AT command set Integrated DTE interface with speeds of up to 115.2 Kbps, parallel 16550a UART-compatible interface Optional ring wakeup signal
Operating Temperature	32° to 158° F (0° to 70° C)
Operating Humidity	20% to 90%, non-condensing
Operating System Support	Microsoft Windows 2000 (Service Pack 4 or greater), Windows XP Home, Windows XP Professional
OS Driver Support	Microsoft Windows 2000 (Service Pack 4 or greater), Windows XP Home, Windows XP Professional
Power	Requires a 3.3-V auxiliary power rail on PCI bus Uses only one PCI load (i.e., one grant/request pair), one shared IRQ, one electrical load
Chipset	Agere Systems SV92PL – Integrated PCI interface with 5-V tolerant buffers and CardBus support
Dimensions (L X H)	Complies with PCI low profile specifications-6.7 x 2.3 in (17.0 x 5.8 cm) and supports high- and low-profile brackets
Connection	Single RJ-11 connector
Other Features	Digital line protection, call progress monitoring via on-board piezo device, support for high profile and low profile brackets, PnP ID support

Technical Specifications - Communications

Safety	UL recognized to UL 1950, 3rd edition (U.S. and Canada); IEC 950 (TUV, NEMKO, DEMKO, SEMKO); CE Mark, EC 950 (TUV, NEMKO, DEMKO, SEMKO, CE mark)
EMC	FCC Part 15, IC ES003, EN 55022, 3rd edition, EN 55024, annex A, EN 61000-4-6, EN 61000-4-8
Telecom	FCC Part 68, IC-CS-03 (Canada); Worldwide PTT approvals Not available in Korea or the Republic of South Africa.
Health	Bare PCB material compliant to 94V-0 or better (marked as such)
Other	PC 2001 compliant, PCI version 2.3, WHQL approved; ACPI compliant

Technical Specifications - Graphics

Integrated Graphics Media Accelerator 3000	Graphics Controller	Integrated GMA 3000
	Bus Type	Integrated
	RAMDAC	Single 400 MHz integrated
	Memory	UMA with DVMT 4.0 support for frame buffer sizes 8-256 MB
	Controller Clock Speed	667 MHz
	Overlay Planes	One 16-bit video overlay plane
	Maximum Colour Depth	32 bpp
	Maximum Vertical Refresh Rate	85 Hz
	Multi-display Support	One VGA and one DVI-D, in conjunction with an ADD2 card, clone and extended desktop modes are supported
	Operating Systems	Microsoft Windows 2000 (Service Pack 4 or greater), Windows XP Home, Windows XP Professional
	Graphics/Video API Support	DirectX 9.0c, WGF 1.0, DirectX VA 2.0, Shader Model 3.0, OpenGL 1.5

Resolutions Supported ¹	Resolution	Maximum Refresh Rate (Hz)	
		Analog Monitor	Digital Monitor
		640 x 480	85
800 x 600	85	60	
1024 x 768	85	60	
1280 x 1024	85	60	
1600 x 1200	85	60	
1920 x 1080	85	60-R ²	
1920 x 1200	85	60-R ²	
1920 x 1440	85	N/A	
2048 x 1536	85	N/A	

¹ Modes listed are supported with a single active display. The supported mode list for multiple active displays is a subset of this list. Not all modes will support video playback and some supported modes may use software MC (motion compensation) rather than hardware MC. Not all modes will support 3D acceleration depending on the system configuration (e.g., resolution selected, size of frame buffer, number of installed memory modules, etc.).

² -R denotes reduced blanking timings (some digital monitors may not support reduced blanking timings).

NOTE: Other resolutions and refresh rates may be selectable but are not recommended.

Technical Specifications - Graphics

DVI ADD2 Graphics¹	Models	DY674A DVI ADD2 adapter for Microtower and Small Form Factor
	Form Factor	Low-profile card
	DVI-D Connector	Compliant with DDWG (Digital Display Working Group) and VESA specifications for a single-link digital DVI (DVI-D) connector.
	Dual Head Support	Yes, when used with the integrated VGA connector
	Display Devices Supported	HP L1530 HP L1740 HP L1755 HP L1940 HP L1955 HP L2035 HP L2335

NOTE: The DVI ADD2 card offers optimal performance with any display that meets applicable VESA standards.

Colour Depth	32 bpp maximum
Host Interface Connector	Mechanically compliant with PCIe standard Complies with the Intel ADD2 and Intel Serial Digital Video Output (SDVO) specifications
Dot Clock	165 MHz maximum
Display Modes	Supports display modes with pixel clocks up to 165-MHz bandwidth on the link, as shown in the following table.

Resolution		60-Hz, reduced blanking	60-Hz
640 x 480	VGA	Yes	Yes
800 x 600	SVGA	Yes	Yes
1024 x 768	XGA	Yes	Yes
1280 x 1024	SXGA	Yes	Yes
1600 x 1200	UXGA	Yes	Yes
1920 x 1080	1080P	Yes	No
1920 x 1200	WUXGA	Yes	No

¹The dc5700 supports Normal (or Non-reversed) layout ADD2 (Advanced Digital Display 2) adapter cards inserted into the SDVO (Serial Digital Video Output) connector on the system board. This connector has the physical appearance of a PCIe x16 connector; however, conventional PCIe cards are not supported in this connector.

Technical Specifications - Graphics

NVIDIA Quadro NVS 280 Form Factor	Low profile (both ATX and low profile brackets included)
64MB PCI Dual Head	Integrated Quadro 280 2D graphics processor unit (GPU)
Graphic Controller	Integrated Quadro 280 2D graphics processor unit (GPU)
Bus type	PCI
RAMDAC	Dual 350 MHz integrated
Memory	64 MB DDR with frame buffer and texture storage
Connector	Single high-density DMS-59 Connector
Dimensions	Low-profile, 2.586 x 6.6 in (6.57 x 16.76 cm)
Controller clock speed	250 MHz
Colour depth	32 bpp maximum
Overlay planes	One 16-bit video overlay plane
Maximum vertical refresh rate	85 Hz
Multi-monitor support	Dual analog or digital monitors
Dual DVI Support	Yes (with kit DL139A)
High-definition Video Processor (HDVP)	Full-screen, full-frame video playback of HDTV and DVD content DVD-ready motion compensation for MPEG-2 Independent hardware colour controls for video overlay Hardware colour-space conversion (YUV 4:2:2 and 4:2:0) IDCT motion compensation
Available graphics drivers	Microsoft Windows 2000 (Service Pack 4 or greater), Windows XP Home, Windows XP Professional (Provides full native Dual View mode, Span or Big Desktop mode, and Clone mode)

NOTE: HP qualified drivers may be preloaded or available from the HP support Web site:
http://welcome.hp.com/country/us/eng/software_drivers.html.

Analog Resolution	Maximum Colors Supported	Maximum Refresh Rate
640 x 480	16.7 M	85 Hz
800 x 600	16.7 M	85 Hz
1024 x 768	16.7 M	85 Hz
1280 x 1024	16.7 M	85 Hz
1600 x 1200	16.7 M	85 Hz
1920 x 1200	16.7 M	85 Hz
1920 x 1440	16.7 M	75 Hz
2048 x 1536	16.7 M	60 Hz
Digital Resolution	Maximum Colors Supported	Maximum Refresh Rate
640 x 480	16.7 M	60 Hz
800 x 600	16.7 M	60 Hz
1024 x 768	16.7 M	60 Hz
1280 x 1024	16.7 M	60 Hz
1600 x 1200	16.7 M	60 Hz (primary only)

Technical Specifications - Graphics

NVIDIA Quadro NVS 55 64MB PCI DVI with TV- Out	Form Factor	Low profile, both ATX and low profile brackets included
	Graphic Controller	Integrated Quadro NVS 55 Graphics Processor Unit (GPU)
	Bus type	PCI 2.1, 32-bit, 5V
	Memory	64 MB DDR
	Connector	Single DVI-I connector Single S-Video connector
	Dimensions	Low profile, 2.586 x 6.6 in (6.57 x 16.76 cm)
	Controller clock speed	250 MHz
	Memory speed	200 MHz
	Colour depth	32 bits per pixel max
	Overlay planes	One 16-bit video overlay plane
	Maximum vertical refresh rate	85 Hz
	Maximum pixel clock	Analog output: 350 MHz Digital output: 162 MHz
	Single DVI Support	Yes
	TV-out Support	Yes (S-Video 4 pin mini-Din)
	High-definition Video Processor (HDVP)	Full screen, full frame video playback of HDTV and DVD content DVD-ready motion compensation for MPEG-2 Independent hardware colour controls for video overlay Hardware colorspace conversion (YUV 4:2:2 and 4:2:0) IDCT motion compensation Up to 5-tap horizontal by 3-tap vertical filtering
	Agency Approvals	ACA C-tick, BSMI, CE Mark, FCC, ICES/C.I.S.P.R, MIC, UL, VCCI
	Available graphics drivers	Microsoft Windows 2000 (Service Pack 4 or greater), Windows XP Home, Windows XP Professional HP qualified drivers may be preloaded or available from the HP support Web site: http://www.hp.com/country/us/en/support.html?pageDisplay=drivers

Technical Specifications - Hard Drives

7200 rpm Serial ATA Hard Drives	250-GB	Capacity	250,059,350,016 bytes			
		Height	1 in (2.54 cm)			
		Width	Media diameter: 3.5 in (8.89 cm) Physical size: 4 in (10.2 cm)			
		Interface	Serial ATA (3.0 Gb/s)			
		Synchronous Transfer Rate (Maximum)	Up to 3 Gb/s			
		Buffer	8 MB			
		Seek Time (typical reads, includes controller overhead, including settling)	Single Track	1.0 ms		
			Average	8.5 ms		
			Full-Stroke	18 ms		
		Rotational Speed	7,200 rpm			
		Logical Blocks	488,397,168			
		Operating Temperature	41° to 131° F (5° to 55° C)			
			160-GB	Capacity	163,928,604,672 bytes	
				Height	1 in (2.54 cm)	
Width	Media diameter: 3.5 in (8.89 cm) Physical size: 4 in (10.2 cm)					
Interface	Serial ATA (3.0 Gb/s)					
Synchronous Transfer Rate (Maximum)	Up to 3 Gb/s					
Buffer	8 MB					
Seek Time (typical reads, includes controller overhead, including settling)	Single Track			0.9 ms		
	Average			9.3 ms		
	Full-Stroke			18 ms		
Rotational Speed	7,200 rpm					
Logical Blocks	320,173,056					
Operating Temperature	41° to 131° F (5° to 55° C)					

Technical Specifications - Hard Drives

80-GB	Capacity	80,026,361,856 bytes		
	Height	1 in (2.54 cm)		
	Width	Media diameter: 3.5 in (8.89 cm) Physical size: 4 in (10.2 cm)		
	Interface	Serial ATA (3.0 Gb/s)		
	Synchronous Transfer Rate (Maximum)	Up to 3 Gb/s		
	Buffer	8 MB		
	Seek Time (typical reads, includes controller overhead, including settling)	Single Track	2.0 ms	
		Average	9.3 ms	
		Full-Stroke	21 ms	
	Rotational Speed	7,200 rpm		
	Logical Blocks	156,301,488		
	Operating Temperature	41° to 131° F (5° to 55° C)		

Technical Specifications - Input/Output Devices

USB Standard Keyboard	Physical characteristics	Keys	104, 105, 106, 107, 109 layout (depending upon country)
		Dimensions (L x W x H)	18.0 x 6.4 x 0.98 in (45.8 x 16.3 x 2.5 cm)
		Weight	2 lb (0.9 kg) minimum
	Electrical	Operating voltage	+ 5VDC \pm 5%
		Power consumption	50-mA maximum (with three LEDs ON)
		System interface	USB Type A plug connector
		ESD	CE level 4, 15-kV air discharge
		EMI – RFI	Conforms to FCC rules for a Class B computing device
		Microsoft® PC 99 – 2001	Functionally compliant
	Mechanical	Languages	38 available
		Keycaps	Low-profile design
		Switch actuation	55-g nominal peak force with tactile feedback
		Switch life	20 million keystrokes (using Hasco modified tester)
		Switch type	Contamination-resistant switch membrane
		Key-leveling mechanisms	For all double-wide and greater-length keys
		Cable length	6 ft (1.8 m)
		Microsoft PC 99 – 2001	Mechanically compliant
		Acoustics	43-dBA maximum sound pressure level
	Environmental	Operating temperature	50° to 122° F (10° to 50° C)
		Non-operating temperature	-22° to 140° F (-30° to 60° C)
		Operating humidity	10% to 90% (non-condensing at ambient)
		Non-operating humidity	20% to 80% (non-condensing at ambient)
		Operating shock	40 g, six surfaces
		Non-operating shock	80 g, six surfaces
		Operating vibration	2-g peak acceleration
		Non-operating vibration	4-g peak acceleration
		Drop (out of box)	26 in (66 cm) on carpet, six-drop sequence
		Drop (in box)	42 in (107 cm) on concrete, 16-drop sequence
	Operating system support	Microsoft Windows 2000 (Service Pack 4 or greater), Windows XP Home, Windows XP Professional	
	Approvals	UL, CSA, FCC, CE Mark, TUV, TUV GS, VCCI, BSMI, C-Tick, MIC	
	Ergonomic compliance	ANSI HFS 100, ISO 9241-4, and TUVGS	
	Kit contents	Keyboard, installation guide, warranty card, safety and comfort guide	

Technical Specifications - Input/Output Devices

PS/2 Standard Keyboard	Physical characteristics	Keys	104, 105, 106, 107, 109 layout (depending upon country)	
		Dimensions (L x W x H)	18.0 x 6.4 x 0.98 in (45.8 x 16.3 x 2.5 cm)	
		Weight	2 lb (0.9 kg) minimum	
		Electrical	Operating voltage	+ 5VDC \pm 5%
	Power consumption		50-mA maximum (with three LEDs ON)	
	System interface		PS/2 6-pin mini din connector	
	ESD		CE level 4, 15-kV air discharge	
	EMI – RFI		Conforms to FCC rules for a Class B computing device	
	Mechanical		Microsoft PC 99 – 2001	Functionally compliant
			Languages	38 available
		Keycaps	Low-profile design	
		Switch actuation	55-g nominal peak force with tactile feedback	
		Switch life	20 million keystrokes (using Hasco modified tester)	
		Switch type	Contamination-resistant switch membrane	
		Key-leveling mechanisms	For all double-wide and greater-length keys	
	Environmental	Cable length	6 ft (1.8 m)	
		Microsoft PC 99 – 2001	Mechanically compliant	
		Acoustics	43-dBA maximum sound pressure level	
		Operating temperature	50° to 122° F (10° to 50° C)	
		Non-operating temperature	-22° to 140° F (-30° to 60° C)	
Operating humidity		10% to 90% (non-condensing at ambient)		
Non-operating humidity		20% to 80% (non-condensing at ambient)		
Operating shock		40 g, six surfaces		
Non-operating shock		80 g, six surfaces		
Operating vibration		2-g peak acceleration		
Non-operating vibration		4-g peak acceleration		
Drop (out of box)		26 in (66 cm) on carpet, six-drop sequence		
Drop (in box)		42 in (107 cm) on concrete, 16-drop sequence		
Operating system support	Microsoft Windows 2000 (Service Pack 4 or greater), Windows XP Home, Windows XP Professional			
Approvals	UL, CSA, FCC, CE Mark, TUV, TUV GS, VCCI, BSMI, C-Tick, MIC			
Ergonomic compliance	ANSI HFS 100, ISO 9241-4, and TUVGS			
Kit contents	Keyboard, keyboard software media, installation guide, warranty card, safety and comfort guide			

HP USB Smartcard Keyboard	Physical characteristics	Keys	104, 105, 106, 107, 109 layout (depending upon country)
		Form factor	USB basic Smart Card keyboard
		Colors	Carbonite/Silver
		Dimensions (H x W x D)	18.2 x 6.3 x 1.3 in (46.3 x 16.1 x 3.3 cm)

Technical Specifications - Input/Output Devices

Electrical	Weight	2 lb (0.9 kg) minimum	
	Operating voltage	+ 5VDC \pm 5%	
	Power consumption	100-mA maximum (with four LEDs ON)	
	System interface	USB Type A plug connector	
	ESD	CE level 4, 15-kV air discharge	
	EMI – RFI	Conforms to FCC rules for a Class B computing device	
Mechanical	Microsoft PC 99 – 2001	Functionally compliant	
	Languages	30+ available	
	Keycaps	Low-profile design	
	Switch actuation	55 g nominal peak force with tactile feedback	
	Switch life	20 million keystrokes (using Hasco modified tester)	
	Switch type	Contamination-resistant membrane	
	Key-leveling mechanisms	For all double-wide and greater-length keys	
	Cable length	6 ft (1.8 m)	
	Microsoft PC 99 - 2001	Mechanically compliant	
	Acoustics	43-dBA maximum sound pressure level	
Environmental	Operating temperature	50° to 122° F (10° to 50° C)	
	Non-operating temperature	-22° to 140° F (-30° to 60° C)	
	Operating humidity	10% to 90% (non-condensing at ambient)	
	Non-operating humidity	20% to 80% (non-condensing at ambient)	
	Operating shock	40 g, six surfaces	
	Non-operating shock	80 g, six surfaces	
	Operating vibration	2-g peak acceleration	
	Non-operating vibration	4-g peak acceleration	
	Drop (out of box)	26 in (66 cm) on carpet, six-drop sequence	
	Drop (in box)	42 in (107 cm) on concrete, 16-drop sequence	
SMARTCARD function	Support	All ISO 7816 smart cards	
	Interface	Reads from and writes to all ISO7816-1, 2, 3, 4 memory and microprocessor smart cards (T=0, T=1)	
	Chipset	SCM STCII	
	Standard APIs supported	PC/SC, EMV2000, SET	
	Power	USB Port	Short circuit detection (protects smart card and reader)
			Power supply compliant with ISO7816 and EMV (5V, 60 mA) Supports 3-V and 5-V cards
		Power consumption	250-mA maximum draw (50 mA for the keyboard with three LEDs ON and 200-mA maximum startup current using a high-current, 60-mA smart card)

Technical Specifications - Input/Output Devices

Communication	From card	Programmable from 9,600 baud to 115,200 baud
Landing mechanism	From computer	Up to 38,400 baud
	Contact device	Friction contact
	Card insertions rating	Up to 100,000 insertion cycles
Interface modes	USB communications through USB port SCM protocol Automatic card insertion/removal detection	
Reader performance interface	USB connection	
Electro-magnetic standards	Europe	89/336/CEE guideline
	USA	USAFCC part 15

HP PS/2 Scroll Mouse	Dimensions	1.5 x 2.5 x 4.6 in (3.8 x 6.3 x 11.6 cm)			
	Weight	4.44 oz (126 g)			
	Environmental	Operating temperature	50° to 122° F (10° to 50° C)		
		Non-operating temperature	22° to 140° F (-30° to 60° C)		
		Operating humidity	10% to 90% (non condensing at ambient)		
		Non-operating humidity	20% to 80% (non condensing at ambient)		
		Operating shock	40 g, 6 surfaces		
		Non-operating shock	80 g, 6 surfaces		
		Operating vibration	2 g peak acceleration		
		Non-operating vibration	4 g peak acceleration		
		Drop (out of box)	26 in (66 cm) on carpet, 6-drop sequence		
		Drop (out of box)	1 m on asphalt tile over concrete, 6-drop sequence		
		Electrical	Operating voltage	5 VDC ± 10%	
			Power consumption	15 mA	
	System consumption		PS/2 mini-din connector		
	ESD		CE level 4, 15 kV air discharge		
	EMI-RFI		Conforms to FCC rules for a Class B computing device		
	Microsoft PC99 – 2001	Functionally compliant			

Technical Specifications - Input/Output Devices

Mechanical	Resolution	400 ± 20% DPI	
	Tracking speed	10 in/s (25.4 cm/s) maximum	
	Acceleration	100 in/s/s (2.54 m/s/s)	
	Switch actuation	65 g nominal peak force	
	Switch life	1,000,000 operations (using Hasco modified tester)	
	Switch type	Low force micro-switches	
	Tracking mechanism life	155 mi (250 km) at average speed of 10 in/s	
	Cable length	6 ft (1.8 m)	
	Microsoft PC99 – 2001	Mechanically compliant	
	Scroll wheel	Width	8 mm
		Diameter	0.99 in (25.2 mm)
		Maximum rotation speed	30 mm/s
		Switch type	Light force micro-switch
Switch life		1 million operations	
Regulatory approvals	Mechanical life	Minimum 200,000 revolutions	
	Compliant	UL, CSA, FCC, CE Mark, TUV, TUV GS, VCCI, BSMI, C-Tick, MIC	
Compatibility	Operating system support	Microsoft Windows 2000 (Service Pack 4 or greater), Windows XP Home, Windows XP Professional	

HP USB Scroll Mouse	Environmental	Operating temperature	50° to 122° F (10° to 50° C)
		Non-operating temperature	-22° to 140° F (-30° to 60° C)
		Operating humidity	10% to 90% (non condensing at ambient)
		Non-operating humidity	20% to 80% (non condensing at ambient)
		Operating shock	40 g, 6 surfaces
		Non-operating shock	80 g, 6 surfaces
		Operating vibration	2 g peak acceleration
		Non-operating vibration	4 g peak acceleration
		Drop (out of box)	26 in (66 cm) on carpet, 6-drop sequence 1 m on asphalt tile over concrete, 6-drop sequence
		Electrical	Operating voltage
	Power consumption		15 mA
	System consumption		USB Type-A plug connector
	ESD		CE level 4, 15 kV air discharge
	EMI-RFI		Conforms to FCC rules for a Class B computing device
		Microsoft PC99 – 2001	Functionally compliant

Technical Specifications - Input/Output Devices

Mechanical	Resolution	400 ± 20% DPI
	Tracking speed	10 in/s (25.4 cm/s) maximum
	Acceleration	100 in/s/s (2.54 m/s/s)
	Switch actuation	65 g nominal peak force
	Switch life	1,000,000 operations (using Hasco modified tester)
	Switch type	Low force micro-switches
	Tracking mechanism life	155 mi (250 km) at average speed of 10 in/s
	Cable length	6 ft (1.8 m)
	Microsoft PC99 – 2001	Mechanically compliant
	Scroll wheel	Width
Maximum rotation speed		30 mm/s
Switch type		Light force micro-switch
Switch life		1 million operations
Regulatory approvals	Mechanical life	Minimum 200,000 revolutions
	Compliant	UL, CSA, FCC, CE Mark, TUV, TUV GS, VCCI, BSMI, C-Tick, MIC
Compatibility	Operating system support	Microsoft Windows 2000 (Service Pack 4 or greater), Windows XP Home, Windows XP Professional

HP USB Optical Scroll Mouse	Dimensions (H x L x W)	1.5 x 4.5 x 2.5 in (3.8 x 11.6 x 6.3 cm)
	Weight	0.27 lb (0.12 kg)
	Cable length	72.8 in (185 cm)
	System requirements	Microsoft Windows 2000 (Service Pack 4 or greater), Windows XP Home, Windows XP Professional Available USB port

Technical Specifications - Optical Storage

SATA DVD+/-RW LightScribe Drive	Height	5.25-inch, half-height, tray-load			
	Orientation	Either horizontal or vertical			
	Interface type	SATA/ATAPI			
	Disc capacity	8.5 GB DL or 4.7 GB standard			
	Dimensions (W x H x D)	5.9 x 1.7 x 8.0 in (15.0 x 4.4 x 20.3 cm)			
	Weight (max)	2.6 lb (1.2 kg)			
	Write speeds	DVD+R	Up to 16X		
		DVD+RW	Up to 8X		
		DVD+R DL	Up to 8X		
		DVD-R DL	Up to 4X		
		DVD-R	Up to 16X		
		DVD-RW	Up to 6X		
		CD-R	Up to 48X		
		CD-RW	Up to 32X		
		Read speeds	DVD-RAM	Up to 4X	
			DVD+RW, DVD-RW, DVD+R DL, DVD-R DL	Up to 8X	
			DVD-ROM, DVD+R, DVD-R	Up to 16X	
			CD-ROM, CD-R	Up to 48X	
			CD-RW	Up to 32X	
	Access time (typical reads, including settling)	Random	DVD: < 130 ms (typical), CD: < 120 ms (typical)		
		Full Stroke	DVD: < 240 ms (seek), CD: < 200 ms (seek)		
Power	Source	SATA DC power receptacle			
	DC Power Requirement	5 VDC \pm 5%-100 mV ripple p-p			
		12 VDC \pm 5%-200 mV ripple p-p			
	DC Current	5 VDC (< 1000 mA typical, 1600 mA maximum)			
12 VDC (< 600 mA typical, 1400 mA maximum)					
Environmental conditions (operating – non- condensing)	Temperature	41° to 122° F (5° to 50° C)			
	Relative Humidity	10% to 90%			
	Maximum Wet Bulb Temperature	86° F (30° C)			
Operating systems support	Microsoft Windows 2000 (Service Pack 4 or greater), Windows XP Home, Windows XP Professional				

Technical Specifications - Optical Storage

SATA CD-RW/DVD-ROM Combo Drive	Height	5.25-inch, half-height, tray-load		
	Orientation	Either horizontal or vertical		
	Interface type	SATA/ATAPI		
	Disc capacity	Single layer: Up to 4.7 GB (6 times capacity of CD-ROM) Double layer: Up to 8.5 GB (12 times capacity of CD-ROM)		
	Dimensions (W x H x D)	5.9 x 1.7 x 8.0 in (15.0 x 4.4 x 20.3 cm)		
	Weight (max)	2.6 lb (1.2 kg)		
	Write speeds	CD-R	Up to 48X	
		CD-RW	Up to 32X	
		DVD+R/-R/+RW/-RW/+R DL /-R DL	Up to 8X	
	Read speeds	DVD-ROM	Up to 16X	
		CD-ROM, CD-R	Up to 48X	
		CD-RW	Up to 32X	
		Random	DVD: < 140 ms (typical), CD: < 125 ms (typical)	
	Access time (typical reads, including settling)	Full Stroke	DVD: < 250 ms (typical), CD: < 210 ms (typical)	
		Source	SATA DC power receptacle	
	Power	DC Power Requirement	5 VDC \pm 5%-100 mV ripple p-p 12 VDC \pm 5%-200 mV ripple p-p	
		DC Current	5 VDC (< 1000 mA typical, < 1600 mA maximum)	
			12 VDC (< 600 mA typical, < 1400 mA maximum)	
		Environmental (all conditions non-condensing)	Temperature	41° to 122° F (5° to 50° C)
	Relative Humidity		10% to 90%	
Maximum Wet Bulb Temperature	86° F (30° C)			
Operating systems support	Microsoft Windows 2000 (Service Pack 4 or greater), Windows XP Home, Windows XP Professional			

SATA DVD-ROM Drive	Height	5.25-inch, half-height, tray-load		
	Orientation	Either horizontal or vertical		
	Interface type	SATA/ATAPI		
	Disc capacity	Single layer: Up to 4.7 GB (6 times capacity of CD-ROM) Double layer: Up to 8.5 GB (12 times capacity of CD-ROM)		
	Dimensions (W x H x D)	5.9 x 1.7 x 8.0 in (15.0 x 4.4 x 20.3 cm)		
	Weight (max)	2.6 lb (1.2 kg)		
	Read speeds	DVD+R/-R/+RW/-RW/+R DL /-R DL	Up to 8X	
		DVD-ROM	Up to 16X	
		DVD-RAM	Up to 4X	
		CD-ROM, CD-R	Up to 48X	
	CD-RW	Up to 32X		

Technical Specifications - Optical Storage

Removable Storage – Media Compatibility – DVD-ROM	Media	Read	Write
	CD-ROM	Yes	No
	CD-R	Yes	No
	CD-RW	Yes	No
	DVD-ROM	Yes	No
	DVD-ROM DL	Yes	No
	DVD-RAM	Yes	No
	DVD+R	Yes	No
	DVD+R DL	Yes	No
	DVD+RW	Yes	No
	DVD-R	Yes	No
	DVD-RW	Yes	No
	DVD-R DL	Yes	No
Access times (typical reads, including setting)	Random	DVD: < 140 ms (typical), CD: < 125 ms (typical)	
	Full Stroke	DVD: < 250 ms (seek), CD: < 210 ms (seek)	
	Cache Buffer	2 MB (minimum)	
	Data Transfer Modes	ATA PIO mode 4 (16.7 MB/s); ATA Multi-word DMA mode 2 (16.7 MB/s); ATA UltraDMA Mode 3 (44.4 MB/s -default)	
Power	Source	SATA DC power receptacle	
	DC Power Requirement	5 VDC ± 5%-100 mV ripple p-p 12 VDC ± 5%-200 mV ripple p-p	
	DC Current	5 VDC – <1000 mA typical, < 1600 mA maximum 12 VDC –< 600 mA typical, < 1400 mA maximum	
Environmental (all conditions non-condensing)	Temperature	41° to 122° F (5° to 50° C)	
	Relative Humidity	10% to 90%	
	Maximum Wet Bulb Temperature	86° F (30° C)	
Operating systems support	Microsoft Windows 2000 (Service Pack 4 or greater), Windows XP Home, Windows XP Professional		

Technical Specifications - Removable Storage

HP 16-in-1 Media Card Reader	USB Interface	USB 2.0 High-speed device Advance protocol support Supports hardware ECC (Error Correction Code) function
Supported media type with card adapter		<ul style="list-style-type: none"> • Supports hardware CRC (Cyclic Redundancy Check) function • Supports MS 4-bit parallel transfer mode • Supports MS-PRO 4-bit parallel transfer mode • Supports SD 4-bit parallel transfer mode • Supports high-speed 50-MHz SD 4-bit card (version 1.1) • Support high-speed 52-MHz MMC 8-bit card • MicroSD (T-Flash) • Memory Stick Micro
Mechanical		
Environmental	Operational	Test Parameters/Conditions – Power applied, unit operating on system $\pm 5\%$ nominal supply voltage. 10°C 10% R.H. = 24 hours 10°C 90% R.H. = 24 hours 20°C 90% R.H. = 24 hours 30°C 90% R.H. = 24 hours 40°C 90% R.H. = 24 hours 50°C 90% R.H. = 24 hours 50°C 10% R.H. = 24 hours
	Environmental Extremes	Test Parameters/Conditions 60°C @ 80% R.H. for 96 hours -30°C @ 20% R.H. for 48 hours No power applied Delta °C < 1.0°C/min Delta % R.H. < 1.5% R.H./min
	Storage Environmental Extremes	
Operating system support		Microsoft Windows 2000 (Service Pack 4 or greater), Windows XP Home, Windows XP Professional
Approvals		USB-IF, WHQL, Compliant with USB Mass Storage Class Bulk only Transport Specification Rev. 1.0, Compliant Intel Front Panel I/O Connectivity Design Guide V. 1.2 FCC, CE, BSMI, C-Tick, VCCI, MIC, cUL, TUV-T

Technical Specifications - Environmental Data

Eco-Label Certifications and declarations This product has received or is in the process of being certified to the following approvals and may be labeled with one or more of these marks:

- US Energy Star
- US Federal Energy Management Program (FEMP)
- Taiwan Green Mark
- China Energy Conservation Program
- IT ECO declaration
- EPEAT Rated – SILVER
- Korea Eco-label
- Japan PC Green label*

*NOTE: This product conforms to the examination standards (2003 version) under JEITA's 'PC Green Label System.'

Small Form Factor

System Configuration The configuration used for the Energy Consumption and Declared Noise Emissions data for the Small Form Factor Desktop model is based on a typically configured product

Energy Consumption

	115 VAC	230 VAC	100 VAC
Normal Operation	86.3 W	83.6 W	85.6 W
Sleep (Energy Star low power mode)	1.91 W	1.80 W	1.81 W
Off	1.87 W	1.80 W	1.84 W

Heat Dissipation*

	115 VAC	230 VAC	100 VAC
Normal Operation	294.5 BTU/hr	285.2 BTU/hr	292.1 BTU/hr
Sleep	6.5 BTU/hr	6.4 BTU/hr	6.2 BTU/hr
Off	6.4 BTU/hr	6.1 BTU/hr	6.3 BTU/hr

*NOTE: Heat dissipation is calculated based on the measured watts, assuming the service level is attained for one hour.

This product is in compliance with US executive order 13221, WOL (wake on LAN) disabled.

Declared Noise Emissions

(in accordance with ISO 7779 and ISO 9296)

	Sound Power (LWAd, bels)	Sound Pressure (LpAm, decibels)
System Fan Off		
Idle	3.9	29
Fixed Disk (random writes)	4.0	30
Optical Drive (sequential reads)	5.1	42

Technical Specifications - Environmental Data

Longevity and Upgrading This product can be upgraded, possibly extending its useful life by several years. Upgradeable features and/or components contained in the product may include:

- Intel LGA775 processor socket
- 8 USB ports
- 2 empty low profile PCI slots
- 1 empty low profile PCIe x1 slot
- 1 3.5-inch internal drive bay
- 1 3.5-inch external drive bay
- 1 5.25-inch external drive bay
- 4 memory slots
- 1 second Serial port (optional)
- 1 empty SDVO/ADD2 slot

Spare parts are available throughout the warranty period and or for up to 5 years after the end of production.

Batteries

This product complies with ISO standards:

- EU Directive 91/ 157/ EEC
- EU Directive 93/ 86/ EEC
- EU Directive 98/ 101/ EEC

Batteries used in the product do not contain:

- Mercury greater the 5ppm by weight
- Cadmium greater than 10ppm by weight
- Lead greater than 4000ppm by weight.

Battery size: CR2032 (coin cell)

Battery type: Lithium

Additional Information

- This product is in compliance with the Restrictions of Hazardous Substances (RoHS) directive – 2002/95/EC.
- This product is in compliance with California Proposition 65 (State of California; Safe Drinking Water and Toxic Enforcement Act of 1986).
- This HP product is designed to comply with the Waste Electrical and Electronic Equipment (WEEE) Directive – 2002/96/EC.
- This product is in compliance with the IEEE 1680 (EPEAT) standard at the Silver level (see <http://www.epeat.net>)
- Plastics parts weighing over 25 grams used in the product are marked per ISO 11469 and ISO1043.
- This product contains 0% recycled materials (by wt.)
- This product is 92% recyclable when properly disposed of at end of life.

Packaging Materials

Corrugated Paper	1400 g
EPE Foam	240 g
LDPE Bag	10 g

- The EPE foam packaging material is made from 30 to 60% recycled content.
- The corrugated paper packaging materials contains at least 80% recycled content.

Microtower

Technical Specifications - Environmental Data

System Configuration The configuration used for the Energy Consumption and Declared Noise Emissions data for the Microtower Desktop model is based on a typically configured product

Energy Consumption

	115 VAC	230 VAC	100 VAC
Normal Operation	76.4 W	72.5 W	75.2 W
Sleep (Energy Star low power mode)	2.70 W	2.90 W	2.60 W
Off	2.50 W	2.30 W	2.20 W

Heat Dissipation*

	115 VAC	230 VAC	100 VAC
Normal Operation	260.7 BTU/hr	247.4 BTU/hr	256.6 BTU/hr
Sleep	9.4 BTU/hr	9.9 BTU/hr	8.9 BTU/hr
Off	8.5 BTU/hr	7.8 BTU/hr	7.5 BTU/hr

***NOTE:** Heat dissipation is calculated based on the measured watts, assuming the service level is attained for one hour.

This product is in compliance with US executive order 13221, WOL (wake on LAN) disabled.

Declared Noise Emissions

(in accordance with ISO 7779 and ISO 9296)

	Sound Power (LWAd, bels)	Sound Pressure (LpAm, decibels)
System Fan Off		
Idle	3.9	29
Fixed Disk (random writes)	4.0	30
Optical Drive (sequential reads)	5.1	42

Longevity and Upgrading This product can be upgraded, possibly extending its useful life by several years. Upgradeable features and/or components contained in the product may include:

- Intel LGA775 processor socket
- 8 USB ports
- 2 empty full-height PCI slots
- 1 empty full-height PCIe x1 slot
- 2 internal 3.5-inch drive bays
- 1 external 3.5-inch drive bay
- 2 internal 5.25-inch drive bays
- 4 memory slots
- 1 second Serial port (optional)
- 1 empty SDVO/ADD2 slot

Spare parts are available throughout the warranty period and or for up to 5 years after the end of production.

Technical Specifications - Environmental Data

Batteries

This product complies with ISO standards:

- EU Directive 91/ 157/ EEC
- EU Directive 93/ 86/ EEC
- EU Directive 98/ 101/ EEC

Batteries used in the product do not contain:

- Mercury greater the 5ppm by weight
- Cadmium greater than 10ppm by weight
- Lead greater than 4000ppm by weight.

Battery size: CR2032 (coin cell)

Battery type: Lithium

Additional Information

- This product is in compliance with the Restrictions of Hazardous Substances (RoHS) directive – 2002/95/EC.
- This product is in compliance with California Proposition 65 (State of California; Safe Drinking Water and Toxic Enforcement Act of 1986).
- This HP product is designed to comply with the Waste Electrical and Electronic Equipment (WEEE) Directive – 2002/96/EC.
- This product is in compliance with the IEEE 1680 (EPEAT) standard at the Silver level (see <http://www.epeat.net>)
- Plastics parts weighing over 25 grams used in the product are marked per ISO 11469 and ISO1043.
- This product contains 0% recycled materials (by wt.)
- This product is 92% recyclable when properly disposed of at end of life.

Packaging Materials

Corrugated Paper	1460 g
EPE Foam	240 g
LDPE Bag	10 g

- The EPE foam packaging material is made from 30 to 60% recycled content.
- The corrugated paper packaging materials contains at least 80% recycled content.

Microtower and Small Form Factor

RoHS Compliance

Hewlett-Packard is committed to compliance with all applicable environmental laws and regulations, including the European Union Restriction of Hazardous Substances (RoHS) Directive. HP's goal is to exceed compliance obligations by meeting the requirements of the RoHS Directive on a worldwide basis. From July 1, 2006, RoHS substances will be virtually eliminated (virtually = to levels below legal limits) for all HP electronic products subject to the RoHS Directive, except where it is widely recognized that there is no technically feasible alternative (as indicated by an exemption under the EU RoHS Directive).

Technical Specifications - Environmental Data

Material Usage

This product does not contain any of the following substances in excess of regulatory limits (refer to the HP General Specification for the Environment at http://www.hp.com/hpinfo/globalcitizenship/environment/supplychain/gen_specifications.html):

- Asbestos
- Certain Azo Colorants
- Certain Brominated Flame Retardants – may not be used as flame retardants in plastics
- Cadmium
- Chlorinated Hydrocarbons
- Chlorinated Paraffins
- Formaldehyde
- Halogenated Diphenyl Methanes
- Lead carbonates and sulfates
- Lead and Lead compounds
- Mercuric Oxide Batteries
- Nickel – finishes must not be used on the external surface designed to be frequently handled or carried by the user.
- Ozone Depleting Substances
- Polybrominated Biphenyls (PBBs)
- Polybrominated Biphenyl Ethers (PBBEs)
- Polybrominated Biphenyl Oxides (PBBOs)
- Polychlorinated Biphenyl (PCB)
- Polychlorinated Terphenyls (PCT)
- Polyvinyl Chloride (PVC) – except for wires and cables, and certain retail packaging has been voluntarily removed from most applications.
- Radioactive Substances
- Tributyl Tin (TBT), Triphenyl Tin (TPT), Tributyl Tin Oxide (TBTO)

Packaging

HP follows these guidelines to decrease the environmental impact of product packaging:

- Eliminate the use of heavy metals such as lead, chromium, mercury and cadmium in packaging materials.
- Eliminate the use of ozone-depleting substances (ODS) in packaging materials.
- Design packaging materials for ease of disassembly.
- Maximize the use of post-consumer recycled content materials in packaging materials.
- Use readily recyclable packaging materials such as paper and corrugated materials.
- Reduce size and weight of packages to improve transportation fuel efficiency.
- Plastic packaging materials are marked according to ISO 11469 and DIN 6120 standards.

End-of-life Management and Recycling

Hewlett-Packard offers end-of-life HP product return and recycling programs in many geographic areas. To recycle your product, please go to: <http://www.hp.com/recycle> or contact your nearest HP sales office. Products returned to HP will be recycled, recovered or disposed of in a responsible manner.

The EU WEEE directive (2002/95/EC) requires manufacturers to provide treatment information for each product type for use by treatment facilities. This information (product disassembly instructions) is posted on the Hewlett Packard web site at: <http://www.hp.com/go/recyclers>. These instructions may be used by recyclers and other WEEE treatment facilities as well as HP OEM customers who integrate and re-sell HP equipment.

Technical Specifications - Environmental Data

Hewlett-Packard

Corporate Environmental Information

For more information about HP's commitment to the environment:

[link to new HP white paper now in progress]

Global Citizenship Report

<http://www.hp.com/hpinfo/globalcitizenship/gcreport/index.html>

Eco-label certifications

<http://www.hp.com/hpinfo/globalcitizenship/environment/productdesign/ecolabels.html>

ISO 14001 certificates:

<http://www.hp.com/hpinfo/globalcitizenship/environment/operations/envmanagement.html>

© Copyright 2007 Hewlett-Packard Development Company, L.P.

The information contained herein is subject to change without notice.

Intel and Pentium are U.S. registered trademarks of Intel Corporation. Microsoft and Windows are U.S. registered trademarks of Microsoft Corporation. The only warranties for HP products and services are set forth in the express warranty statements accompanying such products and services. Nothing herein should be construed as constituting an additional warranty. HP shall not be liable for technical or editorial errors or omissions contained herein.